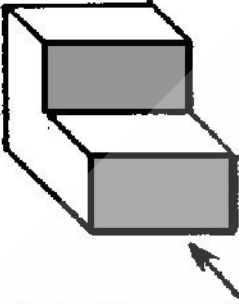
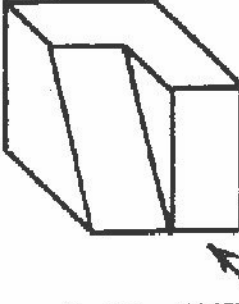
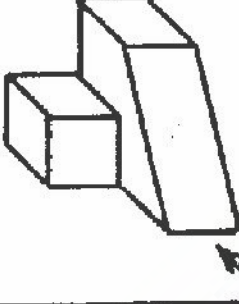




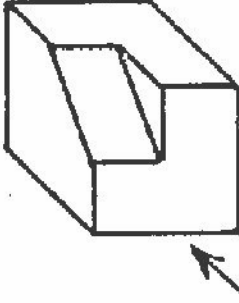

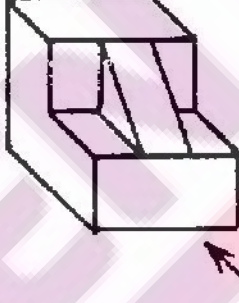







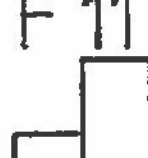


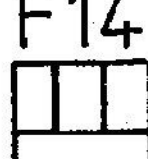
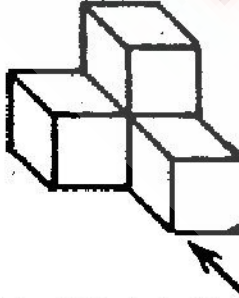
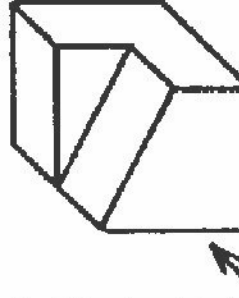
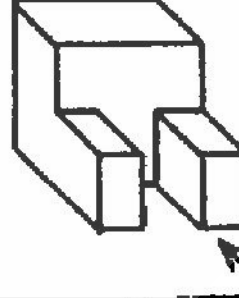


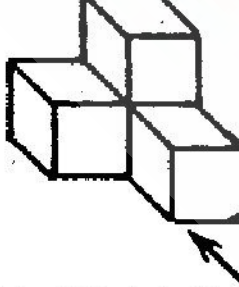
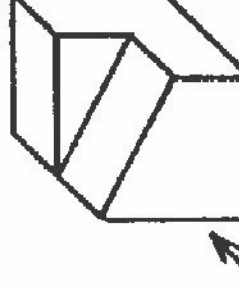
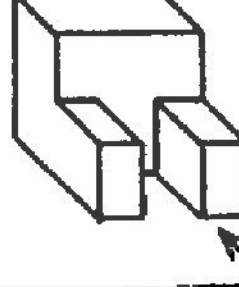


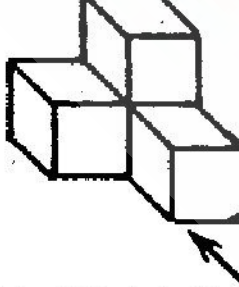
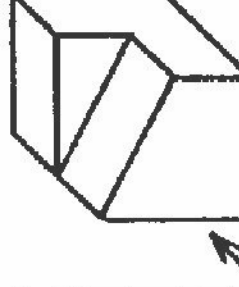
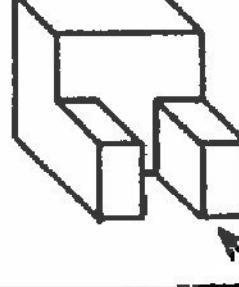


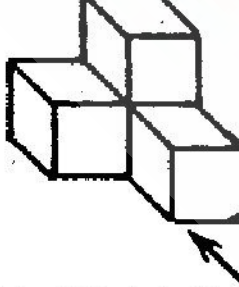
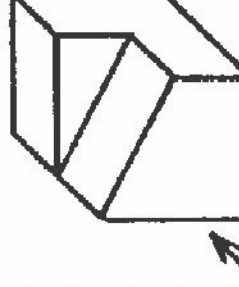
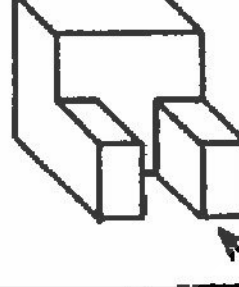


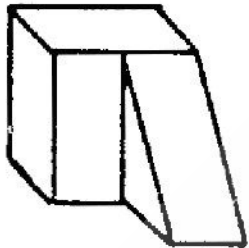
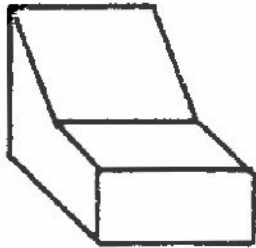
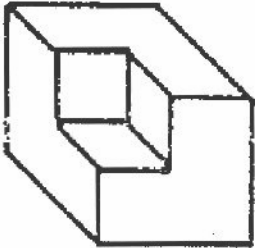


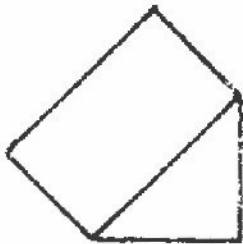
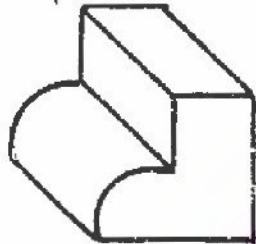
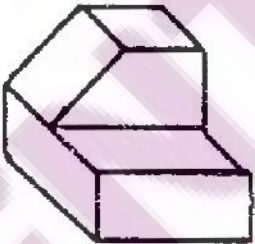


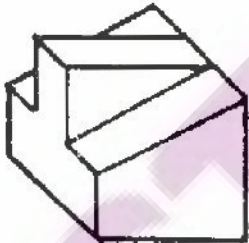




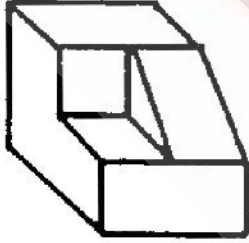
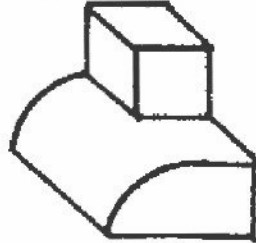
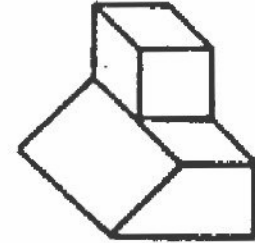
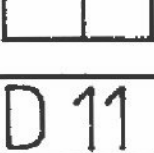
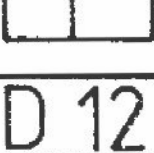



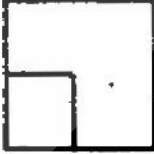


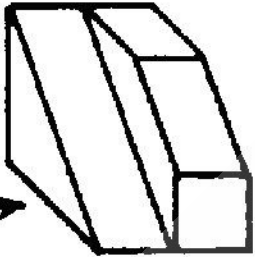
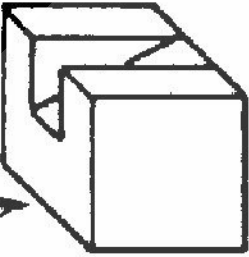



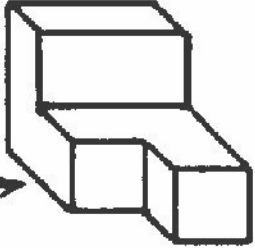
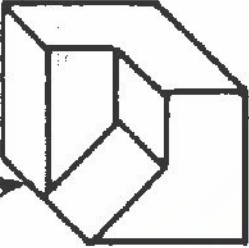
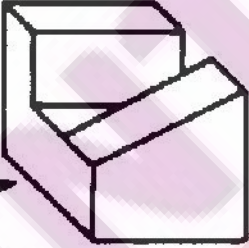

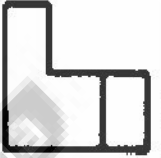


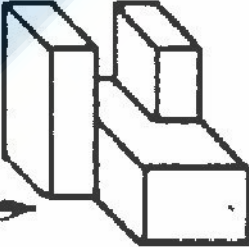
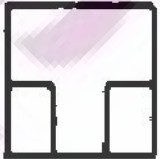
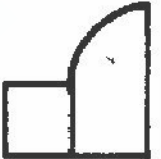
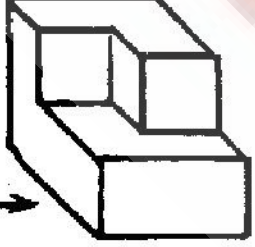
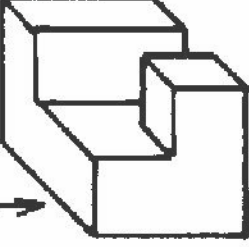
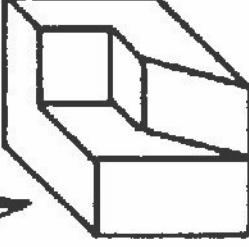

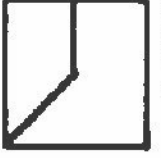
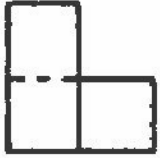





- 1 - Colorier les parties que L'on voit selon le sens de la flèche.
- 2 - Chercher dans les vues de la partie droite la vue correspondante et noter son repère (lettre + chiffre).
- 3 - Ecrire dans le rectangle prévu, le repère correspondant à la vue en perspective. La première vue en haut à gauche est déjà remplie, elle te sert d'exemple.
- 4 - Procéder de même pour chaque vue.

101	<b>F4</b>	102		103		F1	F2
							
104		105		106		F3	F4
							
107		108		109		F5	F6
							
110		111		112		F7	F8
							
110		111		112		F9	F10
							
110		111		112		F11	F12
							
110		111		112		F13	F14
							

121	<b>D2</b>	122		123		D 1	D 2
							
124		125		126		D 3	D 4
							
127		128		129		D 5	D 6
							
130		131		132		D 7	D 8
							
						D 9	D 10
							
						D 11	D 12
							
						D 13	D 14
							



141	<b>G3</b>	142		143		G 1	G 2
							
144		145		146		G 3	G 4
							
147		148		149		G 5	G 6
							
150		151		152		G 7	G 8
							
						G 9	G 10
							
						G 11	G 12
							
						G 13	G 14
						